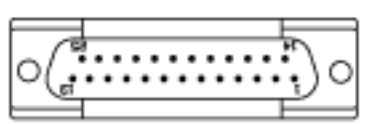
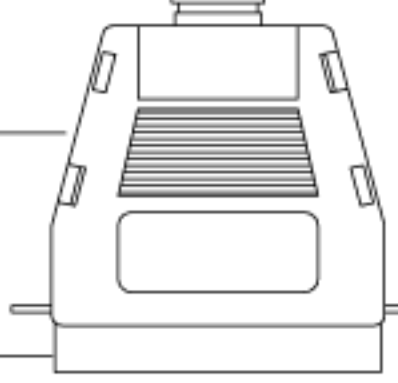
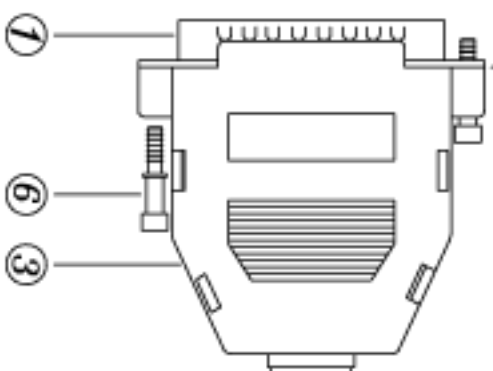


DATE BY REVISION

DB25 MALE



10000±100



CN36 MALE



CONFIGURATION:
DB25M

CN36M

1	_____	1
2	_____	2
3	_____	3
4	_____	4
5	_____	5
6	_____	6
7	_____	7
8	_____	8
9	_____	9
10	_____	10
11	_____	11
12	_____	12
13	_____	13
14	_____	14
15	_____	15
16	_____	16
17	_____	17
18	_____	18
19	_____	19
20	_____	20
21	_____	21
22	_____	22
23	_____	23
24	_____	24
25	_____	25
SHIELD	_____	SHIELD
SHIELD	_____	SHIELD
SHIELD	_____	SHIELD

MAT'L:

- 1. CABLE: #28, 25C+1+AL/MY, O.D:6.5
 - 2. CONNECTOR: DB25M, BLUE CN36M, BLUE
 - 3. SCREW: #4-40UNC
 - 4. SNAP HOOD: DB25, BEIGE CN36, BEIGE
- NOTE:
- 1. TOTAL LENGTH: 10000±100mm
 - 2. COLOR: BEIGE
 - 3. ASSEMBLY TYPE
 - 4. ROHS COMPLIANT

ROHS
Compliant

DATE	25 JUL, 2003	PARTS NO	PRO001A
UNIT	MM	DRAWN NO	002435
SCALE		BUYER NO	002

TITLE:	DB25 MALE-CN36 MALE (ASSEMBLY TYPE) AK105 10M
--------	--

NO.	DESCRIPTION	QTY
⑥	SCREW(METAL): #4-40UNC	2
⑤	#28, 25C+1+AL/MY, BEIGE, O.D:6.5	10M
④	CN36M SNAP HOOD, BEIGE	1
③	DB25M SNAP HOOD, BEIGE	1
②	CN36M, BLUE	1
①	DB25M, BLUE	1

DRAWN	Y.C.C 7/25	CHECK	APPRO
-------	---------------	-------	-------

ASSMANN ELECTRONICS, INC.